

The logo for ECORA ROYALTIES is positioned in the upper right corner. The word "ECORA" is written in a large, bold, sans-serif font, with the letter "E" in a teal color and the remaining letters "CORA" in white. Below "ECORA", the word "ROYALTIES" is written in a smaller, all-caps, white, sans-serif font. To the right of the word "ECORA", there is a teal rectangular graphic element consisting of a solid teal square followed by a teal rectangle with a diagonal line running from the top-left to the bottom-right.

ECORA
ROYALTIES

2025 Full Year Results

ECORA ROYALTIES PLC **LSE:** ECOR | **TSX:** ECOR | **OTCQX:** ECRAF

March 2026

This document has been prepared and issued by and is the sole responsibility of Ecora Royalties PLC (the “Company”) and its subsidiaries (the “Group”) for selected recipients. It comprises the written materials for a presentation to investors and/or industry professionals concerning the Group’s business activities. It is not an offer or invitation to subscribe for or purchase any securities and nothing contained herein shall form the basis of any contract or commitment whatsoever. This presentation does not constitute or form part of any offer or invitation to sell or issue, or any solicitation of any offer to purchase or subscribe for, any shares in the Company in any jurisdiction nor shall it or any part of it nor the fact of its distribution form the basis of, or be relied on in connection with, any contract commitment or investment decision in relation thereto nor does it constitute a recommendation regarding the securities of the Company. This presentation is for informational purposes only and may not be used for any other purposes.

Certain statements in this presentation are forward-looking statements based on certain assumptions and reflect the Group’s expectations and views of future events. Forward-looking statements (which includes any statement which constitutes ‘forward-looking information’ for the purposes of Canadian securities legislation) may include, without limitation, statements regarding the operations, business, financial condition, expected financial results, cash flow, requirement for and terms of additional financing, performance, prospects, opportunities, priorities, targets, goals, objectives, strategies, growth and outlook of the Group including the outlook for the markets and economies in which the Group operates, costs and timing of acquiring new royalties and making new investments, mineral reserve and resources estimates, estimates of future production, production costs and revenue, future demand for and prices of precious and base metals and other commodities and future demand for products which include precious and base metals and other commodities, for the current fiscal year and subsequent periods.

Forward-looking statements include statements that are predictive in nature, depend upon or refer to future events or conditions, or include words such as, amongst others, ‘expects’, ‘anticipates’, ‘plans’, ‘believes’, ‘estimates’, ‘seeks’, ‘intends’, ‘targets’, ‘projects’, ‘forecasts’, ‘potential’, ‘positioned’, ‘strategy’, ‘outlook’, ‘predict’ or negative versions thereof and other similar expressions, or future or conditional verbs such as ‘may’, ‘will’, ‘aims’, ‘should’, ‘would’ and ‘could’. These include statements regarding our intentions, beliefs or current expectations concerning, amongst other things, our results of operations, financial condition, liquidity, prospects, growth, strategies and the economic and business circumstances occurring from time to time in the countries and markets in which the Group operates.

Forward-looking statements are based upon certain material factors that were applied in drawing a conclusion or making a forecast or projection, including assumptions and analyses made by the Group in light of its experience and perception of historical trends, current conditions and expected future developments, as well as other factors that are believed to be appropriate in the circumstances. The material factors and assumptions upon which such forward-looking statements are based include: the stability of the global economy; the stability of local governments and legislative background; the relative stability of interest rates; the equity and debt markets continuing to provide access to capital; the continuing of ongoing operations of the properties underlying the Group’s portfolio of royalties, streams and investments by the owners or operators of such properties in a manner consistent with past practice and/or with production projections, including the on-going financial viability of such operators and operations; the accuracy of public statements and disclosures (including feasibility studies, estimates of reserve, resource, production, grades, mine life and cash cost) made by the owners or operators of such underlying properties; the accuracy of the information provided to the Group by the owners and operators of such underlying properties; contractual terms honoured of the Group’s royalty and stream investments, together with those of the owners and operators of the underlying properties; no material adverse change in the price of the commodities produced from the properties underlying the Group’s portfolio of royalties, streams and investments; no material adverse change in foreign exchange exposure; no adverse development in respect of any significant property in which the Group holds a royalty or other interest, including but not limited to unusual or unexpected geological formations and natural disasters; successful completion of new development projects; planned expansions or additional projects being within the timelines anticipated and at anticipated production levels; and maintenance of mining title.

Forward-looking statements are provided for the purposes of assisting readers in understanding the Group’s financial position and results of operations as at and for the periods ended on certain dates, and of presenting information about management’s current expectations and plans relating to the future. It is believed that the expectations reflected in this presentation are reasonable, but they may be affected by a wide range of variables that could cause actual results to differ materially from those currently anticipated. Readers are cautioned that such forward-looking statements may not be appropriate other than for purposes outlined in this presentation. Forward-looking statements are not guarantees of future performance and involve risks, uncertainties and assumptions, that may be general or specific, which could cause actual results to differ materially from those forecast, anticipated, estimated or intended in the forward-looking statements. Past performance is no guide to future performance and persons needing advice should consult an independent financial adviser. The forward-looking statements made in this presentation relate only to events or information as of the date on which the statements are made and, except as specifically required by applicable laws, listing rules and other regulations, the Group undertakes no obligation to update or revise publicly any forward-looking statements, whether as a result of new information, future events or otherwise, after the date on which the statements are made or to reflect the occurrence of unanticipated events.

No statement in this communication is intended to be, nor should it be construed as, a profit forecast or a profit estimate and no statement in this presentation should be interpreted to mean that earnings per share for the current or any future financial periods would necessarily match, exceed or be lower than the historical published earnings per share. Forward-looking statements involve estimates and assumptions that are subject to risks, uncertainties and other factors that could cause actual future financial condition, performance and results to differ materially from the plans, goals, expectations and results expressed in the forward-looking statements and other financial and/or statistical data within this presentation. Such risks and uncertainties include, but are not limited to: the failure to realise contemplated benefits from acquisitions and other royalty and stream investments; the effect of any mergers, acquisitions and divestitures on the Group’s operating results and businesses generally; current global financial conditions; royalty, stream and investment portfolio and associated risk; adverse development risk; financial viability and operational effectiveness of owners and operators of the relevant properties underlying the Group’s portfolio of royalties, streams and investments; royalties, streams and investments subject to other rights; and contractual terms not being honoured, together with those risks identified in the ‘Risk Management’, ‘Emerging Risks’ and ‘Principal Risks and uncertainties’ sections of our most recent Annual Report, which is available on our website. If any such risks actually occur, they could materially adversely affect the Group’s business, financial condition or results of operations. Readers are cautioned to consider these and the other factors, uncertainties and potential events carefully and not to put undue reliance on forward-looking statements, which speak only as of the date hereof.

This presentation also contains forward-looking information contained and derived from publicly available information regarding properties and mining operations owned by third parties. This presentation contains information and statements relating to the Kestrel mine that are based on certain estimates and forecasts that have been provided to the Group by Kestrel Coal Pty Ltd (“KCPL”), the accuracy of which KCPL does not warrant and on which readers may not rely.

Third party information: As a royalty and streaming company, the Group often has limited, if any, access to non-public scientific and technical information in respect of the properties underlying its portfolio of royalties, or such information is subject to confidentiality provisions. As such, in preparing this presentation, the Group has largely relied upon the public disclosures of the owners and operators of the properties underlying its portfolio of royalties investments, as available at the date of this presentation. Accordingly, no representation or warranty, express or implied, is made and no reliance should be placed, on the fairness, accuracy, correctness, completeness or reliability of that data, and such data involves risks and uncertainties and is subject to change based on various factors.

FINANCIAL Highlights

Portfolio contribution:

\$57.0m
(2024: \$63.2m)

AEPS:

8.86c
(2024: 11.43c)

Net debt:

\$85.5m
(2024: \$82.3m)

Dividend:

2.00c/sh
(2024: 2.81c/sh)

Free cash flow:

\$27.4m
(2024: \$22.1m)

A year of DELIVERY



Critical minerals growth:
portfolio contribution > coal for first time



Base metals
portfolio contribution up 150%



Increased copper exposure
to 50% of estimated NAV

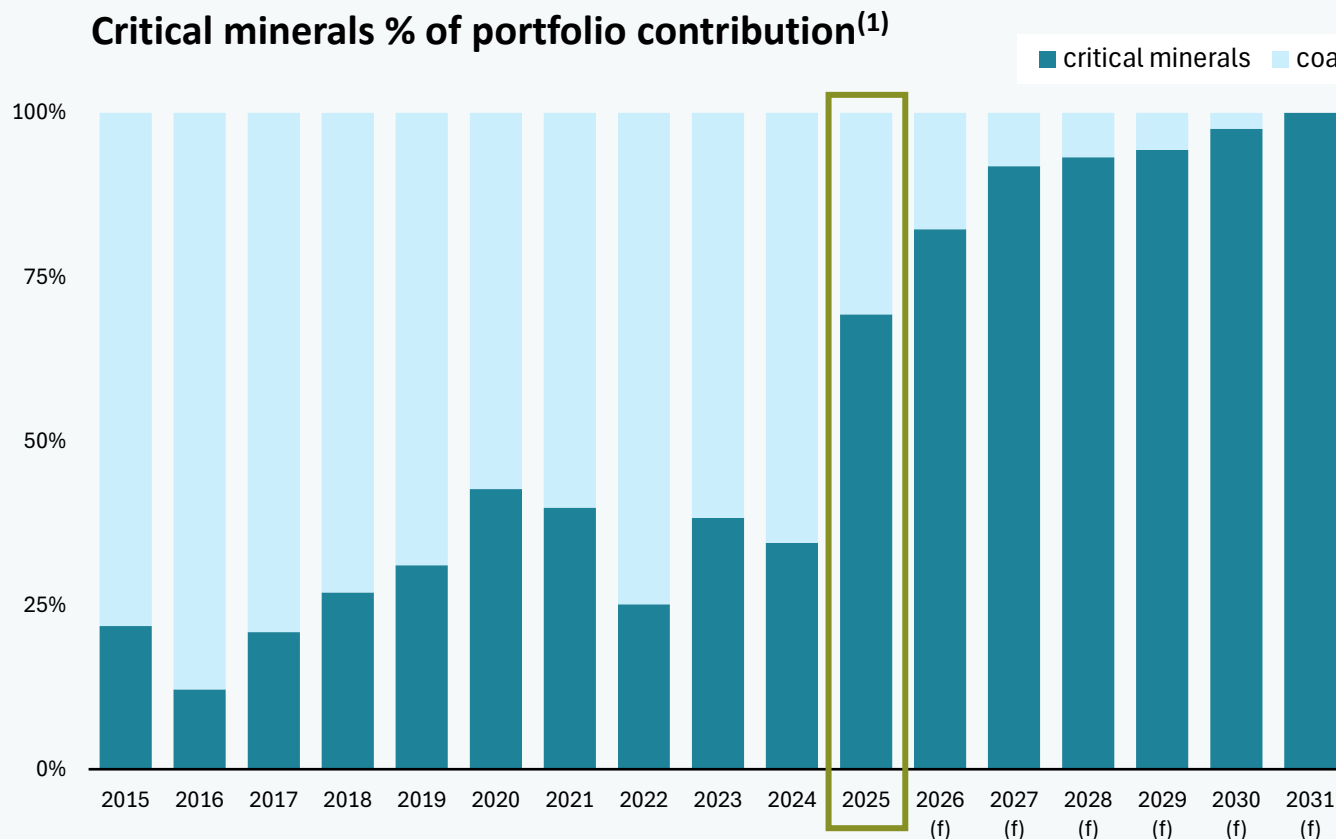


Accelerated deleveraging
post-Mimbula transaction



Portfolio positioned
to benefit from strong fundamental outlook

- Critical minerals** comprise majority of portfolio contribution for first time
- Base metals comprised 50%** of portfolio contribution in 2025 and expected to grow to ~ 85% by 2030
- Coal % of portfolio contribution** forecast to drop for rest of decade; expect to be coal free post-2030⁽²⁾



1. 2015-2025 actuals; 2026-2030 based on analyst consensus forecasts. Critical minerals inclusive of EVBC royalty.

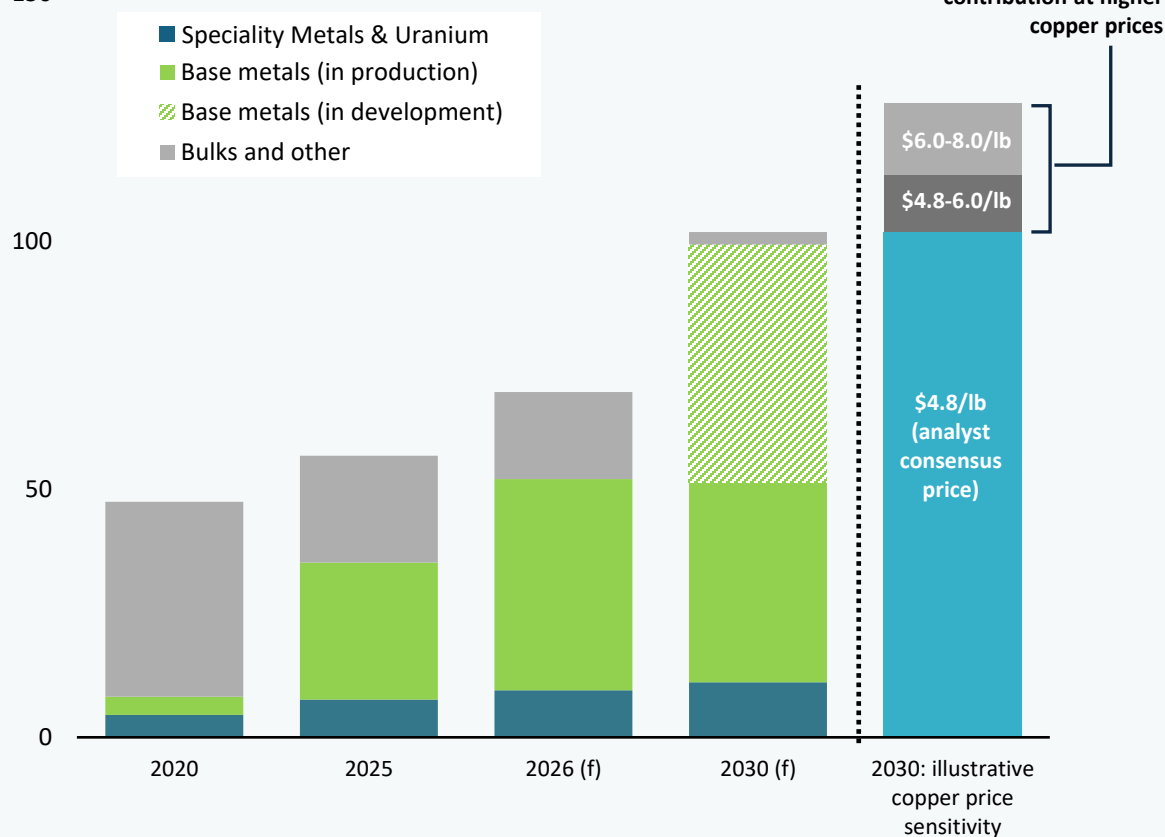
2. As per most recent Kestrel mine plan

- High-growth portfolio
- Changing commodity complexion underlying portfolio contribution
- Considerable torque to copper price
- No additional capital required to deliver organic growth profile
- Increasing free cash flow conversion

Portfolio contribution^(1,2)

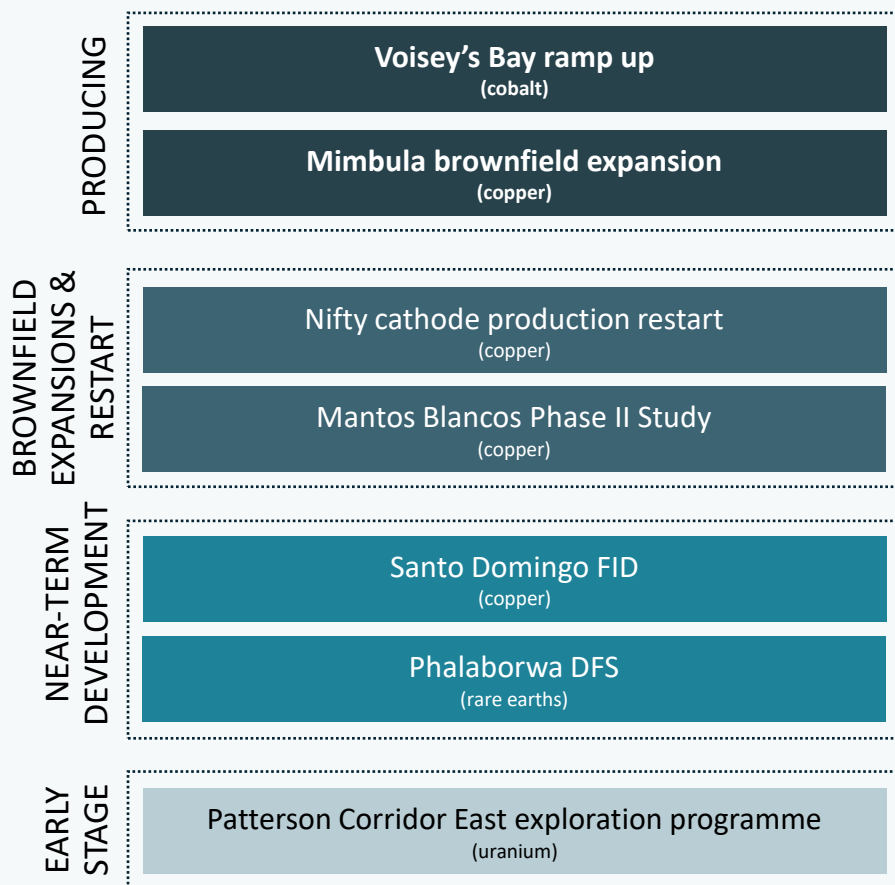
\$'millions

150



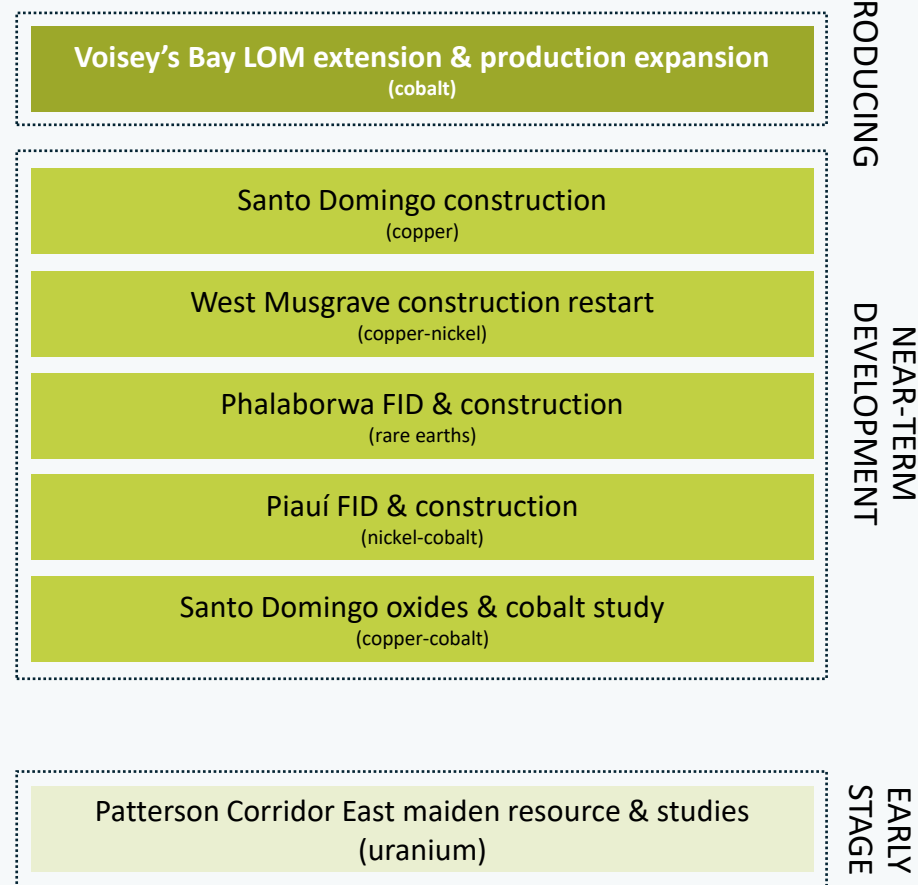
1. See endnote i.
 2. Ecora research analyst consensus forecasts; Ecora analyst 2030 copper consensus forecasts on \$4.77/lb.

Near term includes:



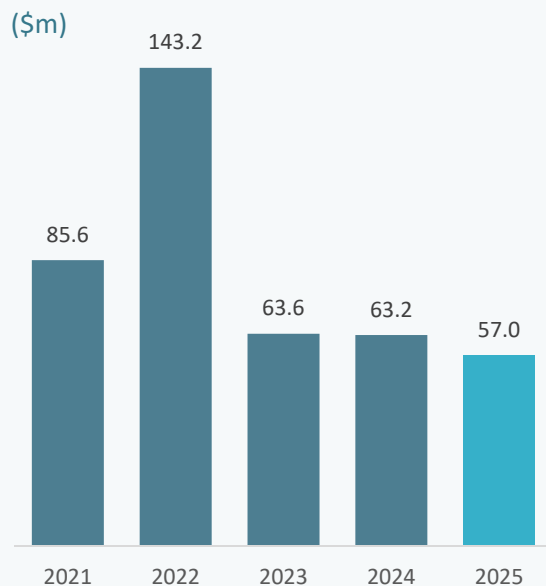
Medium term includes:

(next 1-4 years)



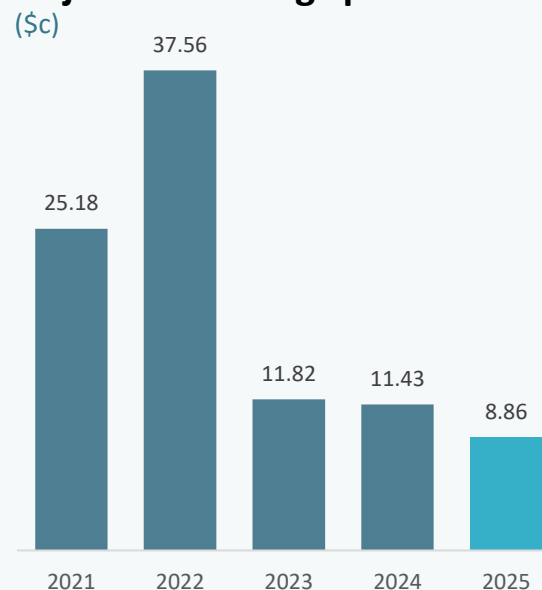
FINANCIAL OVERVIEW

Portfolio contribution



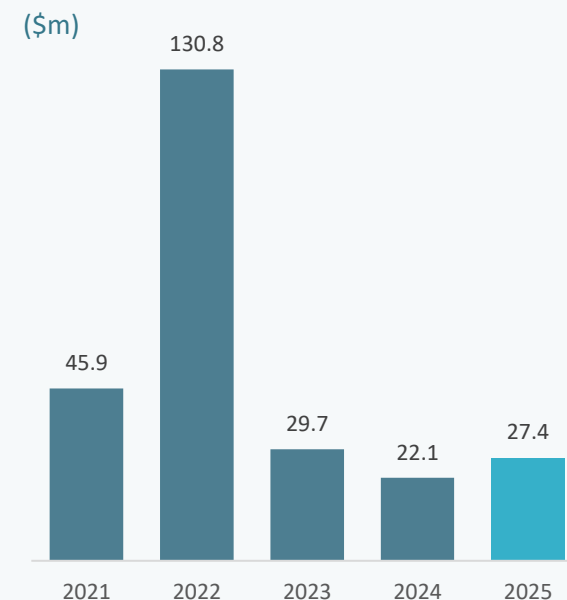
- Critical Minerals made up c. 65% of contribution for the first time
- Record volumes from Mantos Blancos and Voisey's Bay
- Further volume growth in critical minerals portfolio expected in FY 26

Adjusted earnings per share⁽¹⁾



- Increased finance costs reflects higher average borrowings following the Mimbula transaction
- \$1m increase in reported G&A due to \$0.6m recovered legal costs from the now resolved Four Mile dispute included in 2024 G&A, together with the strengthening of the GBP in the period

Free cash flow⁽²⁾



- Free cash flow up 24% v 2024
- Free cash flow conversion increased as Kestrel (high associated tax) contributed a lower % of total income
- Total dividends for the year of 2.0c per share

1. Adjusted earnings represents the Group's underlying operating performance from core activities. Adjusted earnings is the profit/(loss) attributable to equity holders, plus royalties received from royalty financial instruments carried at fair value through profit or loss, less all valuation movements, impairments and impairment reversals, amortisation and depletion charges, unrealised foreign exchange gains/(losses), and any associated deferred tax, together with any profit or loss on non-core asset disposals as such disposals are not expected to be ongoing.

2. Free cash flow is net cash generated from operating activities, plus principal repayments received under commodity related financing agreements, proceeds from the disposal of mining and exploration interests and finance income, less finance costs and lease payments.

Portfolio contribution

(\$m)	31 Dec 2025	31 Dec 2024	%
BASE METALS			
Voisey's Bay (cobalt)	18.9	6.2	
Mantos Blancos (copper)	9.5	5.8	
Mimbula (copper)	4.0	n/a	
Carlota	0.8	0.6	
Metal stream cost of sales ⁽¹⁾	(4.7)	(1.2)	
Sub-total	28.5	11.4	150%
SPECIALTY METALS & URANIUM			
McClean Lake (uranium) ⁽²⁾	3.7	4.5	
Maracás Menchen (vanadium)	1.7	2.2	
Four Mile (uranium)	2.2	1.4	
Sub-total	7.6	8.1	(6%)
BULKS & OTHER			
Kestrel (steel making coal)	17.5	41.4	
EVBC (gold)	3.2	1.8	
Other	0.2	0.5	
Sub-total	20.9	43.7	(52%)
Total portfolio contribution	57.0	63.2	(10%)

1. Includes ongoing metal purchase costs under stream agreements, for 2025 these were: Voisey's Bay (\$3.6m); Mimbula (\$1.1m)

2. In 2025, principal repayment totalled \$2.6m and interest received totalled \$1.1m

3. Under IFRS 9, the royalties received from EVBC are reflected in the fair value movement of the underlying royalty rather than recorded as royalty income

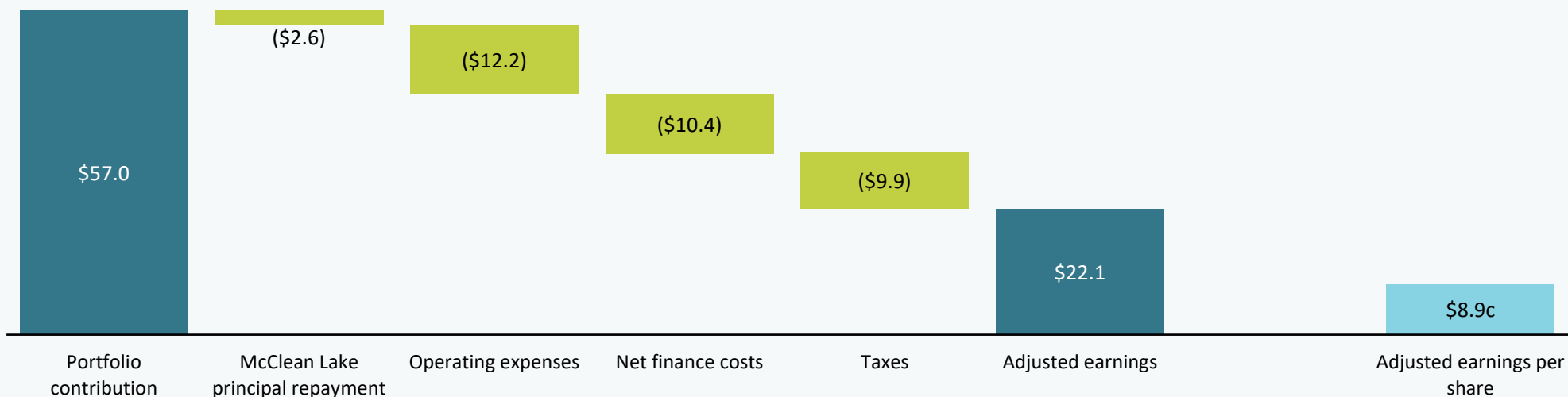
150% increase YoY

- Volume increases of 113% and 40% at Voisey's Bay and Mantos Blancos respectively
- 43% increase in cobalt prices due to export restrictions being imposed in the DRC

- Four Mile resumed normal sales levels from Q2 25
- 9% increase in uranium price

- Increase in volumes from Kestrel offset by reduction in realized prices
- Ecora has exposure to record gold prices through EVBC royalty

Adjusted earnings bridge (US\$m)



- Recurring overheads in line with the previous period on a GBP basis, increase due to \$0.6m recovered legal costs from the now resolved Four Mile dispute included in 2024 G&A, and GBP (main cost base) strengthening against USD (reporting currency)
- Increase in finance costs in the period reflect higher average borrowings following \$50m Mimbulu acquisition
- Lower effective tax as income pivots away from Kestrel

Summary balance sheet

(\$m)	31 Dec 2025	31 Dec 2024
Metal streams (inc deferred tax)	225.0	165.6
Kestrel (carried at fair value)	24.4	48.7
Royalty financial instruments	35.4	40.6
Royalty and exploration intangibles	250.4	245.9
Other long-term receivables	16.8	17.8
Total royalty assets	552.0	518.6
Cash and cash equivalents	7.8	7.9
Trade and other receivables	6.6	16.2
Other (including deferred tax)	17.1	11.2
Total assets	583.5	553.9
Borrowings	93.2	90.2
Deferred tax	9.6	17.9
Trade and other payables	5.5	4.0
Other	9.5	7.2
Total liabilities	117.8	119.3
Net Assets	465.7	434.6

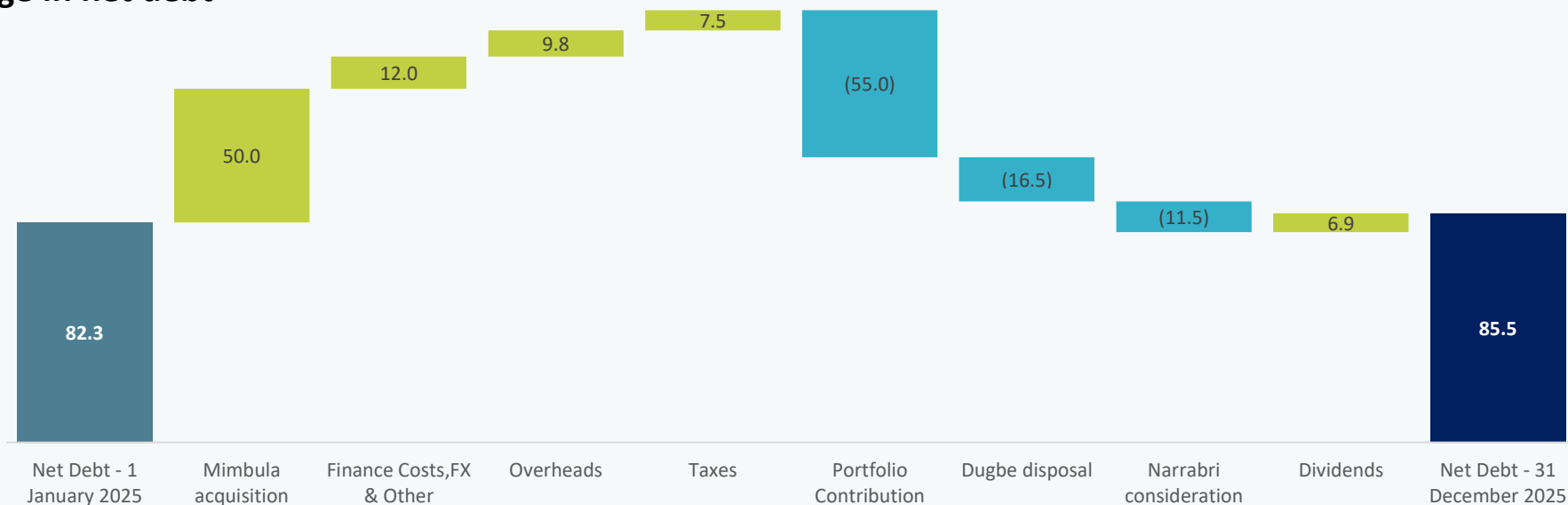


88% of royalty assets not carried at fair value under IFRS – implying significant hidden value

Voisey's Bay
New mine plan, including increased short-term production, reverses the FY 24 impairment

Net debt unchanged
Reflecting strength of cash flow generated from the portfolio and non-core portfolio management offsetting \$50m Mimbula acquisition

Change in net debt (\$m)



- Growth** \$50m invested in the period on Mimbula stream
- Deleveraging** \$16.5m Dugbe disposal
\$11.5m acceleration of Narrabri deferred and contingent payments
- Returns** \$6.9m dividends in 2024 represents 2.81c per share on a cash basis
1.4c final dividend brings FY 25 total dividend per share to 2.0c per share

Illustrative year-end net debt scenarios⁽¹⁾

	2026	2027
Analyst consensus price forecasts: -10% adj.	\$59m	\$38m
Analyst consensus price forecasts	\$53m	\$27m
Analyst consensus price forecasts: +10% adj.	\$48m	\$15m

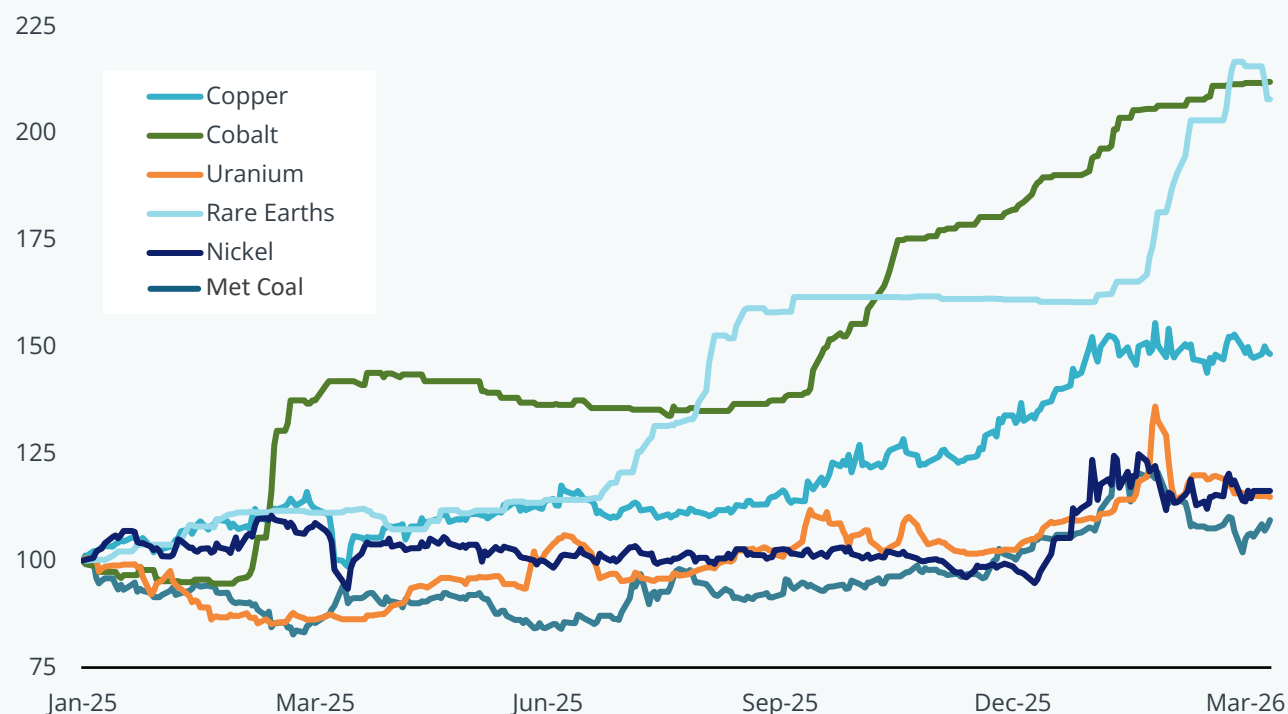
1. See endnote ii.

PORTFOLIO OVERVIEW

Alloy grade cobalt prices have doubled from the beginning of 2025 driven by DRC export ban and subsequent quota

Copper has seen continued upward momentum

Ecora's key commodity prices rebased to 100 ⁽¹⁾⁽²⁾



1. At at 16-Mar-2026, pricing data sourced from Bloomberg, Fastmarkets, and Asian Metals, and rebased to 01-Jan-2025.

2. Rare Earth price weighted in proportion to Phalaborwa magnet REE basket (Nd: 65%, Pr: 16%, Dy:8%, Tb: 11%)

	Commodity	2024A	2025A	2026 Operator Partner Guidance	Steady state annual production
Mantos Blancos ⁽¹⁾	Copper	44.6 kt	61.9kt	48 – 56kt	54kt
Mimbula	Copper	14kt	20 kt exit rate	30 – 35kt	56kt
Voisey's Bay (Volumes attr. to Ecora)	Cobalt	210t	448t	500 – 560t	c. 560 t ⁽²⁾
McClellan Lake Mill ⁽³⁾	Uranium	18Mlbs	19.1Mlbs	17.5 – 18Mlbs	18 Mlbs
Maracás Menchen ⁽⁴⁾	Vanadium (V ₂ O ₅ Eq)	9.3kt	9.2kt	10.5 – 12.0kt	15kt
Four Mile	Uranium	1.9Mlbs	3.4Mlbs	4.0 – 5.0Mlbs	5.0Mlbs
Kestrel (Ecora royalty area)	Steel-making coal	2.1mt	2.2mt	1.0 – 1.2mt	n/a

1. 2026E forecast as per Capstone Copper press release titled Capstone Copper Announces 2026 Guidance, released on 217 February 2026. Steady state annual production sourced from Mantos Blancos Technical Report, effective date 29 November 2021. Excludes Phase II expansion.

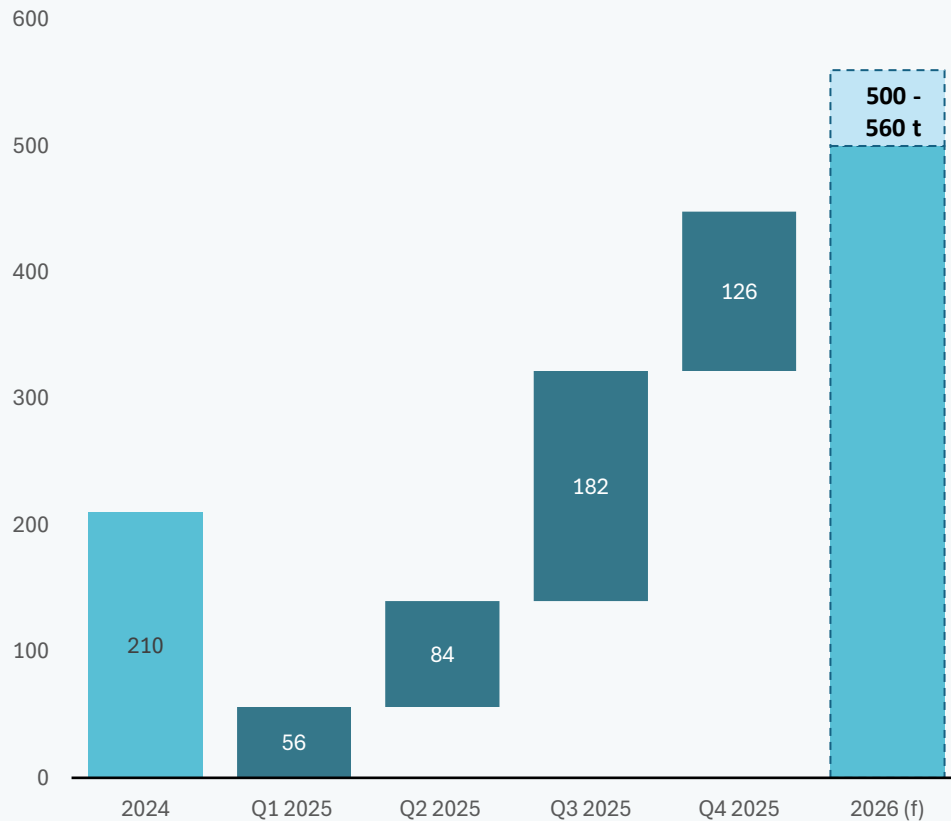
2. Steady state annual production of ~2.6ktpa cobalt.

3. 2026E forecast as per Cameco press release titled Cameco Reports 2025 Fourth Quarter Results, released 13 February 2026. Steady state annual production as per Cigar Lake NI 43-101 Technical Report, effective date 22 March 2024.

4. 2026E production guidance as per Largo Inc Fourth Quarter and Full Year 2025 press release dated 5 February 2026. Steady state annual production as per Maracás Menchen NI 43-101 Technical Report, effective date 30 January 2024.

Voisey's Bay volume ramp up⁽¹⁾

tonnes attributable to Ecora



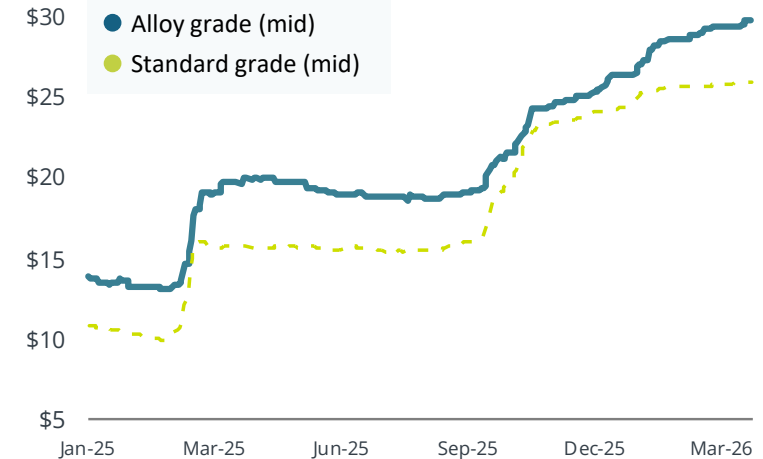
1. Based on Ecora actuals and public market guidance.

2. Fastmarkets, as at 23 March 2026.

- Cobalt volumes increased to 448t (2024: 210t); 2026 guidance 500t-560t (up 12%-25%)
- Life of mine extended by 4 years to 2044
- Shipping timelines pushed some Q1 26 volumes into Q2 26; FY 26 volume expectations unchanged
- Cobalt price remains robust following DRC quota system implemented in October 2025

Historical cobalt prices⁽²⁾

\$/lb





Record portfolio contribution in 2025 following successful debottlenecking project in H2 24 and strong copper prices

Volume expected to be c. 10% lower in 2026

- Mining in zone with lower copper grades
- Copper production expected to increase in 2027 on higher grades

Phase II study due mid-2026

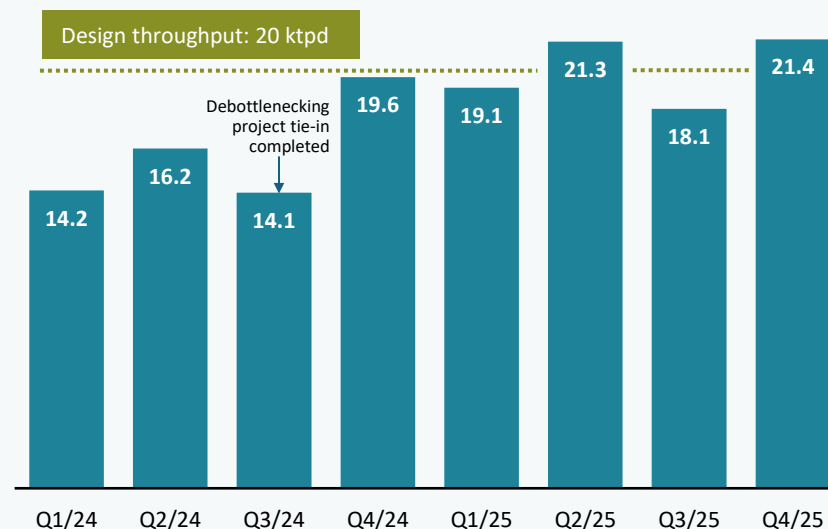
- Low capex expansion of sulphide mill
- Potential to increase copper cathode production from tailings reprocessing
- Potential to reach 100ktpa



1. As disclosed by Capstone Copper. Throughput figures displayed are the average ore tonnes per day through the sulphide mill for each respective month.

2. Per latest Mantos Blancos Technical Report.

2024 & 2025 Throughput Performance (ktpd)



Other key base metals portfolio updates

Mimbula (copper)

- Exited 2025 at 20ktpa / guidance of 30-35ktpa in 2026
- Building toward nameplate capacity of 56ktpa

Nifty (copper)

- Board of Cyprium approved cathode production restart
- Continue working towards potential reactivation of the open pit

Santo Domingo (copper)

- Strategic partner secured in 2025
- Infrastructure optimisation ahead of FID
- FID targeted H2 2026
- Royalty would generate >\$35m per annum at spot copper and gold prices

Cañariaco (copper)

- Fortescue acquired Alta Copper in March 2026 assuming full ownership of the project
- Initial focus on technical review, community engagement and advancing studies required to inform future development decisions

West Musgrave (copper-nickel)

- Suspension to be reviewed by February 2027
- Sale process commenced in H2 2025; sale could accelerate construction restart

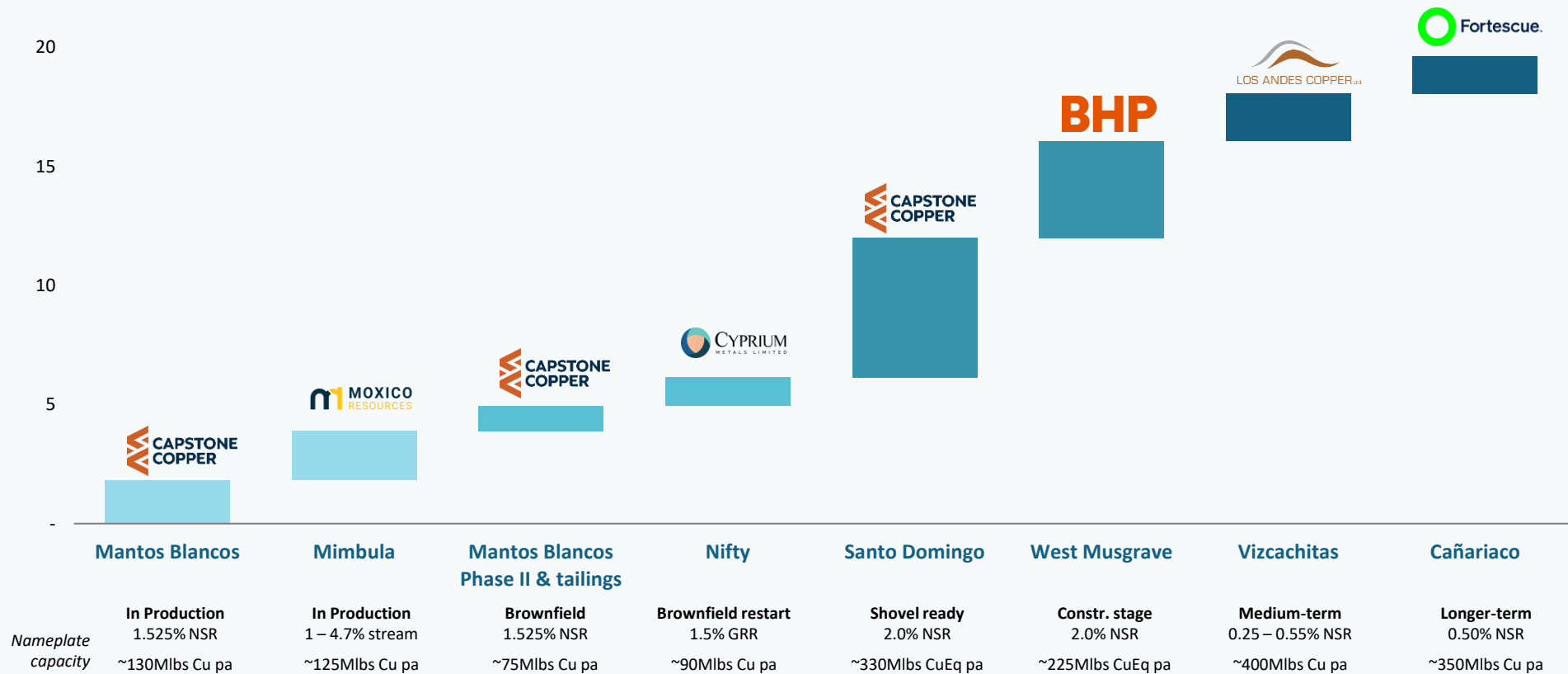
Piauí (copper-nickel)

- Announced number of offtake agreements for nickel and cobalt
- Financing discussions ongoing

Royalty sector leading organic copper growth profile

Illustrative annual copper production attributable to Ecora⁽¹⁾

Net of NSR deductions and stream payments, Mlbs



1. See endnote iii.

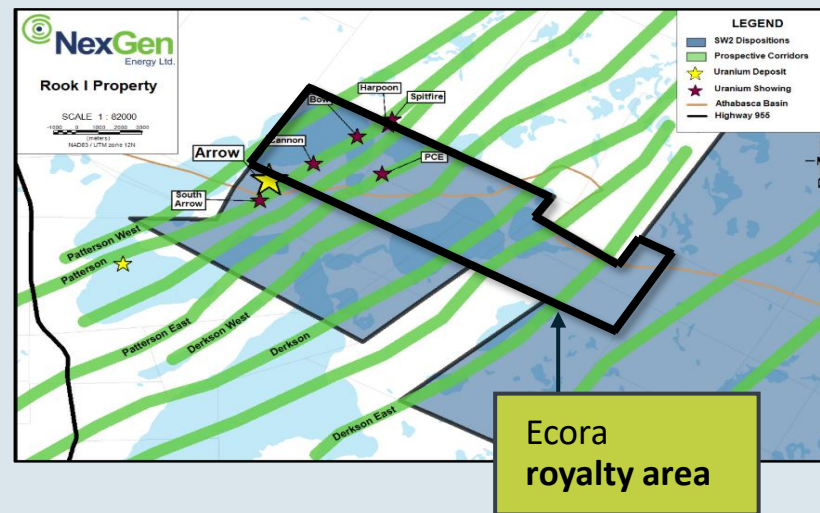
Rare Earths: Phalaborwa

- Derisked the flow sheet
- Added **Yttrium** to mineral resource estimate
- Targeting **DFS** in 2026
- NdPr oxide **prices up 60%** in 2025



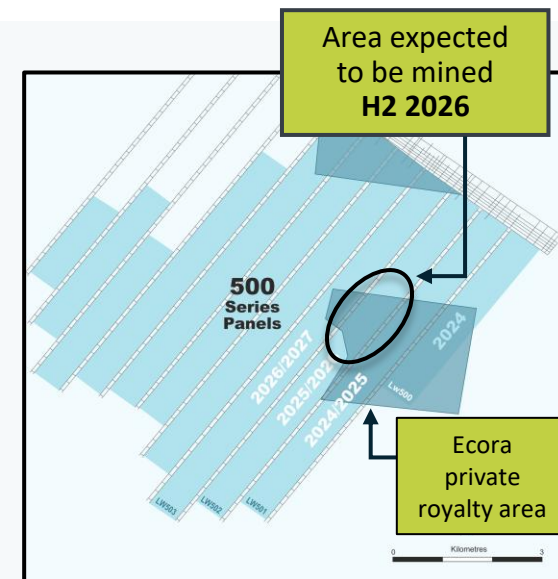
Uranium

- Exploration campaign ongoing** at Patterson Corridor East (PCE), located in Canada
- High-grade uranium is at shallower depths** than NexGen's neighbouring Arrow deposit
- Further significant expansion potential** remains with mineralization open in most directions



Met Coal: **KESTREL**

- Volumes marginally up in 2025 but portfolio contribution down 58% due to lower realised average price of \$143/t (2024: \$223/t)
- 2026 is last meaningful year (> 1Mt) with 2030 expected to be last year of contribution



Other: **EVBC**

- High gold price has revived the EVBC mine
- Operator commenced exploration in the region
- Ecora royalty entitlement applies to all ore processed at the EVBC Mill, which would include any new discoveries

Volume growth in 2026 from key base metal royalties

Multiple near-term catalysts in development portfolio

Continued deleveraging accelerated by commodity price tailwinds

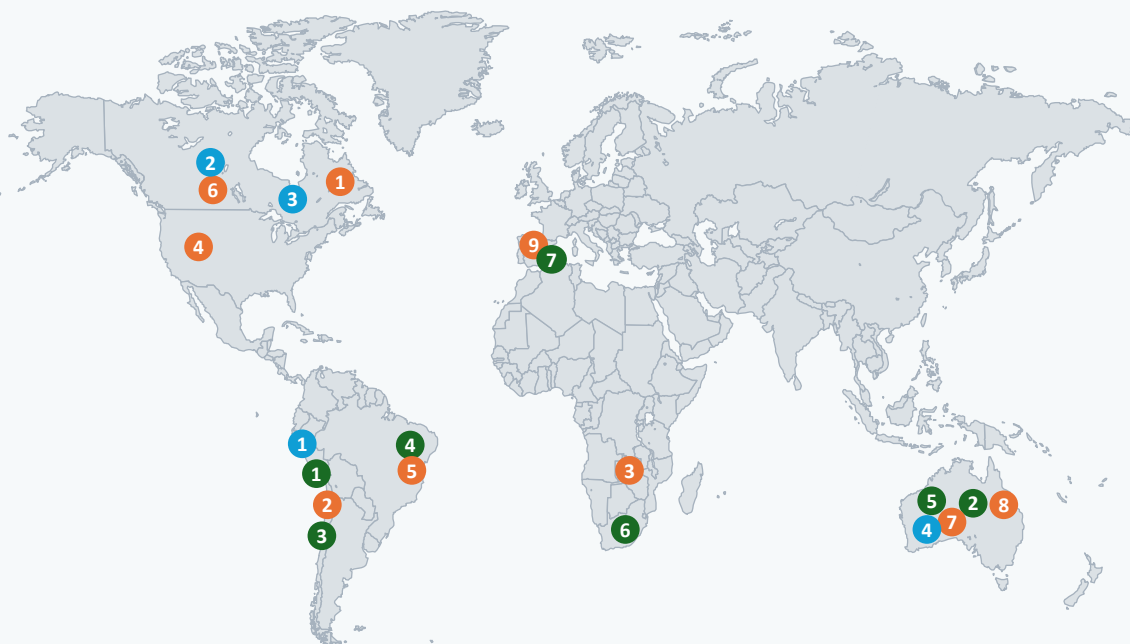
Focus on growth & diversification

Inflationary environment benefits royalty model

The background of the entire page is a high-contrast, black and white photograph of a dense, tangled mass of metal wires or cables. The wires are curved and overlapping, creating a complex, textured pattern that fills the frame.

APPENDICES

Existing Royalty Portfolio



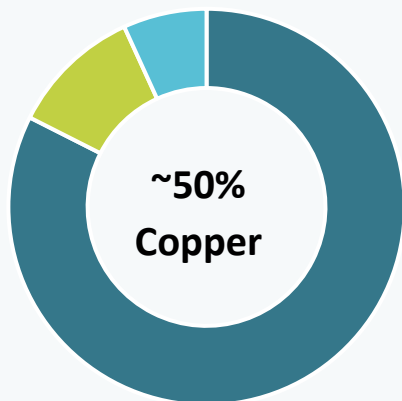
● Producing royalties & streams
 ● Development royalties
 ● Early stage

Royalty Description

	Asset	Commodity	Operator	Reserve Based Mine life
Producing royalties & streams	1 Voisey's Bay	Cobalt	Vale	19 years
	2 Mantos Blancos	Copper	Capstone Copper	15 years
	3 Mimbula	Copper	Moxico Resources	11 years
	4 Carlota	Copper	KGHM	4 years
	5 Maracás Menchen	Vanadium	Largo	29 years
	6 McClean Lake Mill	Uranium	Orano	11 years
	7 Four Mile	Uranium	Quasar Resources	5 years
	8 Kestrel	Steelmaking coal	EMR Capital/Adaro	4 years ⁽¹⁾
	9 EVBC	Gold	Orvana Minerals	5 years
Development royalties	1 Santo Domingo	Copper	Capstone Copper	19 years
	2 West Musgrave	Nickel / copper	BHP	24 years
	3 Vizcachitas	Copper	Los Andes Copper	26 years
	4 Piaui	Nickel / cobalt	Brazilian Nickel	18 years
	5 Nifty	Copper	Cyprium Metals	20 years
	6 Phalaborwa	Rare Earths	Rainbow Rare Earths	16 years
	7 Salamanca	Uranium	Berkeley Energia	14 years
Early stage	1 Cañariaco	Copper / Gold	Fortescue	28 years
	2 Patterson Corridor East	Uranium	NexGen	n/a
	3 Ring of Fire	Chromite	Wyloo Metals	n/a
	4 Pilbara	Iron Ore	BHP	n/a

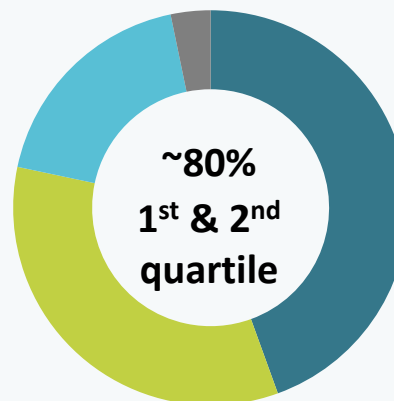
1. Although the mine life extends beyond 2030, mining beyond this date is expected to be outside the Group's private royalty area.

Copper at the heart of portfolio



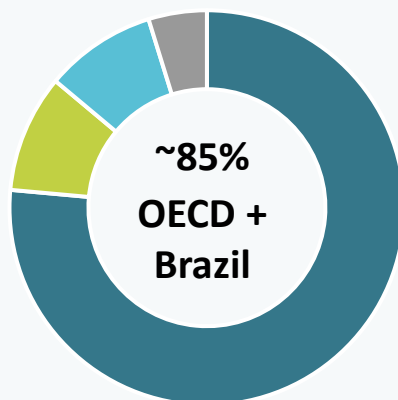
Commodity exposure⁽¹⁾

● Base metals	82%
● Specialty metals & uranium	10%
● Bulks & other	8%



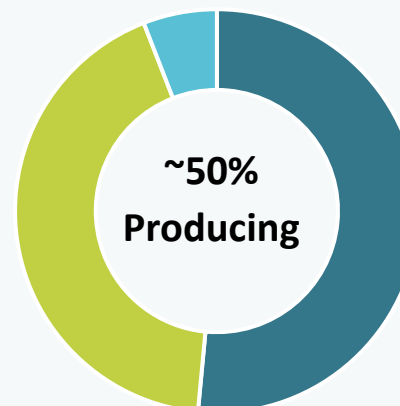
Key asset cost curve positioning⁽¹⁾

● 1 st Quartile	44%
● 2 nd Quartile	34%
● 3 rd Quartile	18%
● 4 th Quartile	3%



Geographic exposure⁽¹⁾

● OECD	76%
● Brazil	10%
● Zambia	9%
● Other	5%



Stage of development⁽¹⁾

● Producing	52%
● Development	43%
● Early Stage	5%

Operator partners include



1. See endnote iv

Strong track record of capital allocation

(In US\$m)	Acquisition Price	Cumulative Income ¹	Consensus NAV Estimate ²	NAV + Income Received	(Income Received + NAV) / Purchase Cost ³
Maracás Menchen 2014	\$25	\$30	\$29	\$59	236%
McClellan Lake 2017	\$31	\$40	\$21	\$61	197%
Piauí 2017	\$9.5	n/a	\$41	\$41	431%
Mantos Blancos 2019	\$50	\$38	\$57	\$95	190%
Voisey's Bay 2021	\$208	\$52	\$186	\$238	114%
Santo Domingo 2022	\$93	n/a	\$129	\$129	139%
West Musgrave 2022	\$86	n/a	\$101	\$101	113%
Nifty 2022	\$5	n/a	\$24	\$24	480%
Carlota 2022	\$1	\$2	\$1	\$3	300%
Vizcachitas 2023	\$20	n/a	\$23	\$23	117%
Phalaborwa 2024	\$8.5	n/a	\$14	\$14	165%
Mimbula 2025	\$50	\$3	\$75	\$79	158%

1. Portfolio contribution since acquisition up to 31 December 2025; Voisey's Bay and Mimbula streams calculated net metal purchase costs (cost of sales)

2. Calculated using consensus unrisks NAV of covering sell-side research analysts at 23 March 2026

3. Unlevered

Few listed peers focused on critical minerals strategy:

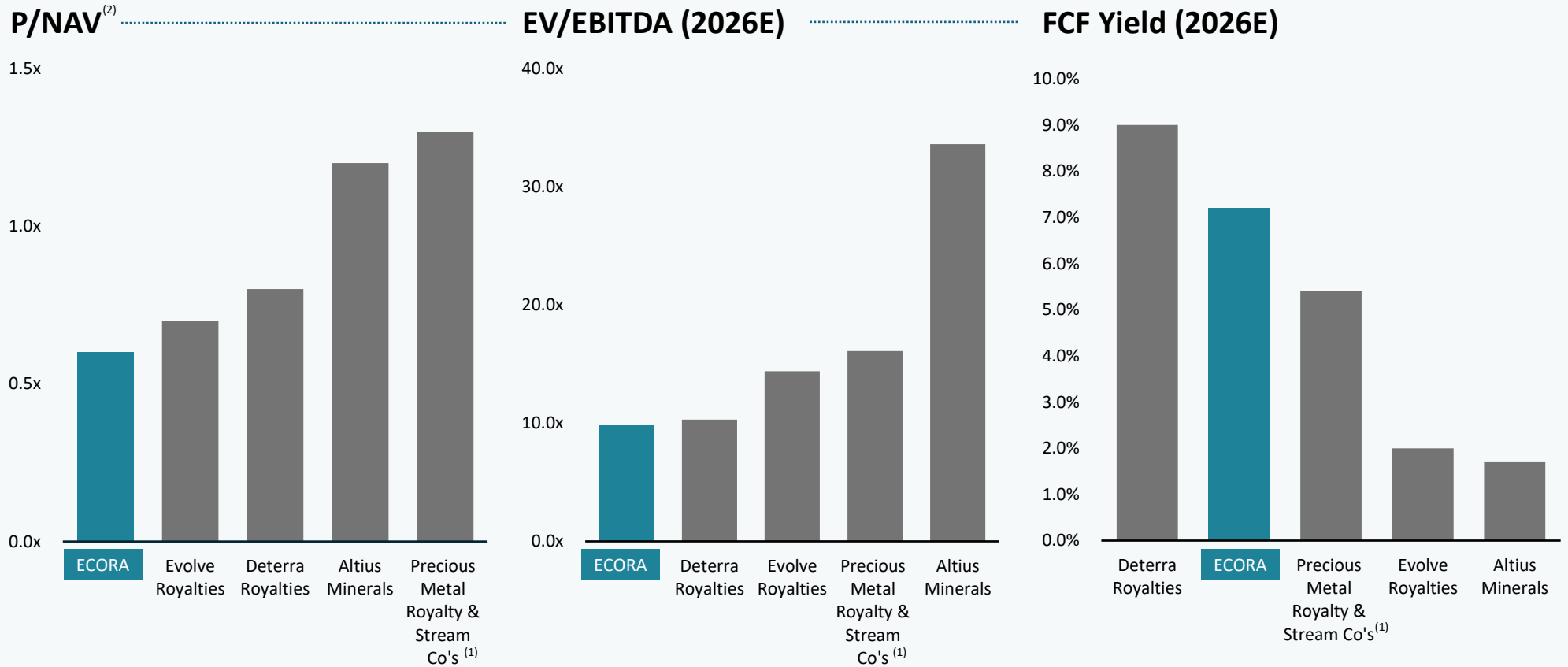
DIVERSIFIED CRITICAL MINERALS FOCUSED
(Combined market cap⁽¹⁾: US\$3.7 billion)

SINGLE COMMODITY FOCUSED
(Combined market cap⁽¹⁾: US\$1.8 billion)

PRECIOUS METAL FOCUS
(Combined market cap⁽¹⁾: US\$134.0 billion)

1. As at 23 March 2026.

Attractive entry point relative to peers



1. Precious metal universe includes Elemental, Empress, Franco Nevada, Metalla, OR Royalties, Royal Gold, Triple Flag Precious Metals, Versamet, Vox and Wheaton Precious Metals; data as per S&P CapIQ as of 23 March 2026

2. Ecora NAV is unrisks analyst consensus as at 23 March 2026

SHARE STRUCTURE
Ordinary shares in issue 249,054,749
Treasury shares 12,677,804
No share purchase warrants in issue

KEY SHAREHOLDERS
South32 17.5%
Aberforth Partners 9.6%
Schroder Investment Mgt 6.6%
Other institutional holders include: <ul style="list-style-type: none"> • Konwave AG • Premier Miton • Federated Hermes • Fidelity International

ANALYST COVERAGE
Berenberg (London) Richard Hatch
Canaccord (London) Tim Huff
Peel Hunt (London) Peter Mallin-Jones
RBC (London) Ben Davis
Scotia Bank (Toronto) Orest Wowkadow

DIRECTORS OWNERSHIP ⁽²⁾
Marc Bishop Lafleche (CEO) 1,108,511 Recent buying: 773,622
Kevin Flynn (CFO) 420,953 Recent buying: 175,043
Other directors 345,044 Recent buying: 132,388

1. As at 31 December 2025

2. Number of open market share purchases since 1 January 2023, excluding share awards

Presentation Endnotes:

- i. Research analyst consensus (Atrium, Berenberg, Canaccord Genuity, Peel Hunt, RBC, Scotiabank) with the following price assumptions: Copper: 2026 \$5.71/lb, 2030 \$4.77/lb. Cobalt (alloy grade): 2026 \$25.1/lb, 2030 \$21.0/lb. Steel-making coal: 2026 \$213/t, 2030 \$206/t. Nickel: 2026 \$7.89/lb, 2030 \$8.41/lb.
- ii. Assumes no further acquisitions. Operator partner production guidance and broker consensus commodity price forecasts: Met coal: 2026 = \$216/t, 2027 = \$216/t; ; Copper: 2026 = \$5.7/lb, 2017 = \$5.6/lb; Cobalt: 2026 = \$24.2/lb, 2027 = \$23.4/lb; Uranium: 2026 = \$88.4/lb, 2027 = \$95.0/lb; Vanadium: 2026 = \$6.0/lb, 2027 = \$6.0/lb.
- iii. Santo Domingo & West Musgrave copper equivalent production calculated using 2026 research analyst consensus price forecasts as at March 2026 (copper: \$4.78/lb, nickel \$8.36/lb, gold \$3,396/oz, iron ore \$88/t)
- iv. Ecora research analyst consensus NAV as at 23 March 2026. Cost curve positioning weighted to analyst consensus NAV with producing assets at 2024 positions; ramp-up, construction and development assets at 2027 positions. Cost curve sourced from S&P Global Market Intelligence.

Asset information:

- Voisey's Bay stream entitlement of 22.82% of cobalt production until 7.6kt of finished cobalt is delivered, 11.41% thereafter; represents 70% share of the original stream agreement between Vale and Cobalt27. Fixed Cobalt payability of 93.3%. Ongoing payment of 18% of cobalt reference prices until upfront amount of \$300m based on 100% of the original stream agreement between Vale and Cobalt27 is repaid, 22% thereafter.
- This presentation contains information and statements relating to the Kestrel mine that are based on certain estimates and forecasts that have been provided to the Group by Kestrel Coal Pty Ltd ("KCPL"), the accuracy of which KCPL does not warrant and on which readers may not rely. Kestrel royalty terms (Ecora entitlement): 7.0% of value up to A\$100/t, 12.50% between A\$100/t and A\$150/t, 15% between A\$150/t and A\$175/t, 20% between A\$175/t and \$225/t, 30% between A\$225/t and A\$300/t, 40% thereafter.
- This presentation contains information and statements relating to the Mantos Blancos mine and Santo Domingo project that are based on certain estimates and forecasts that have been provided to the Group by Capstone Copper ("Capstone"), the accuracy of which Capstone does not warrant and on which readers may not rely. Royalty area attributable to Ecora on the Santo Domingo project covers production in first 6-7 years before returning in ~Y14.
- Mimbula copper stream annual entitlement – 4.70% of initial 15kt copper production; 2.50% of copper production above 15kt and below 30kt; 1.00% of copper production above 30kt until 9.15kt copper is delivered, 1.00% on copper cathode production thereafter. Ongoing payment of 30% of copper reference price.
- Largo Inc ("Largo"), the owner of the Maracás Menchen project, is listed on the Toronto Stock Exchange and reports in accordance with the standards of the Canadian Institute of Mining, Metallurgy and Petroleum and the NI 43-101 standards.
- Piauí project – Ecora has the right to acquire a further 2.65% GRR for US\$62.5m to part fund construction to increase capacity to 27,000t nickel & 1,000t cobalt per annum (over the first 10 years).

- Cameco Corporation (“Cameco”), the majority owner of the Cigar Lake project (“Cigar Lake”), is listed on the Toronto Stock Exchange and reports in accordance with the standards of the Canadian Institute of Mining, Metallurgy and Petroleum and the NI 43-101 standards. Ecora loan of C\$40.8m to Denison to be repaid from the revenues which Denison receives through their entitlement to toll revenue generated through their part ownership of the McClean Lake Uranium Mill (operated by AREVA).
- Orvana Minerals Corp, the owner of the El Valle-Boinás / Carlés project (“EVBC”), is listed on the Toronto Stock Exchange and reports in accordance with the standards of the Canadian Institute of Mining, Metallurgy and Petroleum and the NI 43-101 standards. Royalty terms: 0.5% NSR royalty escalating to 3% for gold prices in excess of US\$2,500 per ounce.
- Cyprrium Metals Limited (“Cyprrium”), the owner of the Nifty project is listed on the Australian Stock Exchange. Royalty payable to Ecora once 800kt Copper has been produced.
- Prior to 10 March 2026, Alta Copper, the owner of the Cañariaco project, was listed on the Toronto Stock Exchange and reported in accordance with the standards of the Canadian Institute of Mining, Metallurgy and Petroleum and the NI 43-101 standards. As of 9 March 2026 and following the completion of a plan of arrangement, Fortescue Ltd (Fortescue) became the ultimate parent company of Alta Copper and Alta Copper was subsequently delisted. Fortescue is listed on the Australian Securities Exchange.
- Rainbow Rare Earths Limited (“Rainbow”), the owner of the Phalaborwa rare earths project is listed on the London Stock Exchange.